

2022 National Logo Apparel -- T-Shirts, Jackets, Vests & Ball Caps

Gildan 6.1 oz. US Cotton T-Shirt

Screen printed with the 60th Giant head logo on left chest and "flying Giant" logo on the back, in black ink.
Two color choices: left--Heathered Sapphire (50/50 cotton/poly) right--Texas Orange (100% cotton).



Gildan 6 oz. 100% US Cotton Long Sleeve T-Shirt

Screen printed with the 60th Giant head logo on left chest and "flying Giant" logo on the back, in black ink.
Two color choices: left--Carolina Blue right--Texas Orange.



Port Authority Summit Fleece Full-Zip Jacket (available in Mens or Ladies)

The “flying Giant” logo will be embroidered on upper left chest in black thread.

In 6.2 oz. 100% polyester microfleece.

Two color choices: left--Regal Blue right--Frost Grey.



Port Authority Core Soft Shell Vest (available in Mens or Ladies)

The “flying Giant” logo will be embroidered on upper left chest in gray thread.

92/8 poly/spandex woven shell bonded to a water-resistant film insert with a 100% polyester microfleece lining.

Color: Charcoal Heather

LADIES



MENS



Port Authority Sandwich Bill Cap

The “flying Giant” logo will be embroidered on center front in black thread.

Item is 100% enzyme-washed cotton twill, with hook & loop closure.

Color: Stone/Black brim line



FYI--INFORMATION ON APPAREL SIZES & MATERIAL

T-shirts and Long Sleeve T's

Gildan® - 100% US Cotton T-Shirt. 2000

- 6.1-ounce, 100% US cotton)
- 50/50 cotton/poly (Dark Heather, Safety Pink, Safety Green, Safety Orange, Heathered Cardinal, Heathered Indigo, Heathered Navy, Heathered Sapphire)
- 99/1 cotton/poly (Ash)
- 90/10 cotton/poly (Sports Grey, Antique Cherry Red, Antique Irish Green, Antique Royal)
- Non-topstitched, classic width, rib collar
- Taped neck and shoulders
- Tubular

Due to the nature of 50/50 cotton/poly neon fabrics, special care must be taken throughout the printing process.

Adult Sizes: S-5XL

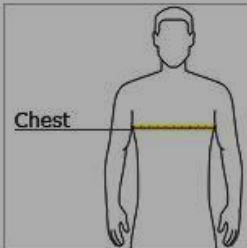
Gildan® - 100% US Cotton Long Sleeve T-Shirt. G2400

- 6-ounce, 100% US cotton
- 50/50 cotton/poly (Dark heather, Safety Green, Safety Orange)
- 99/1 cotton/poly (Ash)
- 90/10 cotton/poly (Sport Grey)
- Non-topstitched, classic width, rib collar
- Taped neck and shoulders
- Rib knit cuffs

Due to the nature of 50/50 cotton/poly neon fabrics, special care must be taken throughout the printing process.

Adult Sizes: S-5XL

HOW TO MEASURE



CHEST WIDTH

Measure under the arm and around the fullest part of the chest with arms down, keeping tape horizontal.

SIZE CHART

	S	M	L	XL	2XL	3XL	4XL	5XL
Chest	34-36	38-40	42-44	46-48	50-52	54-56	58-60	62-64

Ball Cap

Port Authority® Sandwich Bill Cap with Striped Closure. C830

This popular style, with its contrast sandwich bill, has an exceptionally soft feel and appearance—thanks to an enzyme wash.

- Fabric: 100% enzyme-washed cotton twill
- Structure: Unstructured
- Profile: Low
- Closure: Hook and loop

Full-zip Microfleece Jacket--Mens

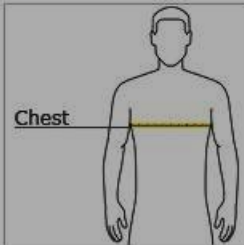
Port Authority® Summit Fleece Full-Zip Jacket. F233

When temps drop, trust our Summit Fleece to fight the chill. This midweight jacket has a contemporary look with clean design lines and a welded sleeve pocket for technical edge.

- 6.2-ounce, 100% polyester microfleece
- Reverse coil zippers
- Welded left sleeve pocket
- Front zippered pockets
- Open hem with locking drawcord and toggle for adjustability

Adult Sizes: XS-4XL

HOW TO MEASURE



CHEST WIDTH

Measure under the arm and around the fullest part of the chest with arms down, keeping tape horizontal.

SIZE CHART

	XS	S	M	L	XL	2XL	3XL	4XL
Chest	32-34	35-37	38-40	41-43	44-46	47-49	50-53	54-57

Full-zip Microfleece Jacket--Ladies

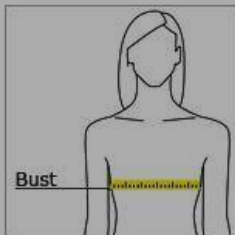
Port Authority® Ladies Summit Fleece Full-Zip Jacket. L233

When temps drop, trust our Summit Fleece to fight the chill. This midweight jacket has a contemporary look with clean design lines and a welded sleeve pocket for technical edge.

- 6.2-ounce, 100% polyester microfleece
- Reverse coil zippers
- Welded left sleeve pocket
- Front zippered pockets
- Open hem with locking drawcord and toggle for adjustability

Ladies Sizes: XS-4XL

HOW TO MEASURE



BUST

Measure under the arm and around the fullest part of the bust with arms down, keeping tape horizontal.

SIZE CHART

	XS	S	M	L	XL	XXL	3XL	4XL
Size	2	4/6	8/10	12/14	16/18	20/22	24/26	28/30
Bust	32-34	35-36	37-38	39-41	42-44	45-47	48-51	52-55

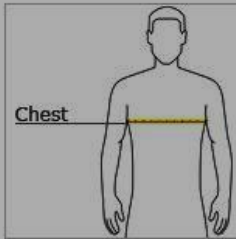
Soft Shell Vest--Mens

Port Authority® Core Soft Shell Vest. J325

Keep your core warm and protected from the elements in this versatile vest that's easy on the budget.

- 100% polyester woven shell bonded to a water-resistant film insert and a 100% polyester microfleece lining
- 92/8 poly/spandex woven shell bonded to a water-resistant film insert and a 100% polyester microfleece lining (Heathers)
- 1000MM fabric waterproof rating
- 1000G/M2 fabric breathability rating
- Reverse coil zippers
- Zip-through cadet collar with chin guard
- Front zippered pockets
- Open hem

HOW TO MEASURE



CHEST WIDTH

Measure under the arm and around the fullest part of the chest with arms down, keeping tape horizontal.

SIZE CHART

	XS	S	M	L	XL	2XL	3XL	4XL
Chest	32-34	35-37	38-40	41-43	44-46	47-49	50-53	54-57

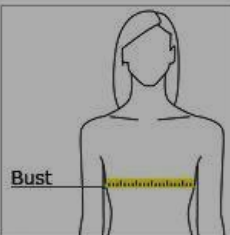
Soft Shell Vest--Ladies

Port Authority® Ladies Core Soft Shell Vest. L325

Keep your core warm and protected from the elements in this versatile vest that's easy on the budget.

- 100% polyester woven shell bonded to a water-resistant film insert and a 100% polyester microfleece lining
- 92/8 poly/spandex woven shell bonded to a water-resistant film insert and a 100% polyester microfleece lining (Heathers)
- 1000MM fabric waterproof rating
- 1000G/M2 fabric breathability rating
- Reverse coil zippers
- Zip-through cadet collar with chin guard
- Front zippered pockets
- Open hem

HOW TO MEASURE



BUST

Measure under the arm and around the fullest part of the bust with arms down, keeping tape horizontal.

SIZE CHART

	XS	S	M	L	XL	XXL	3XL	4XL
Size	2	4/6	8/10	12/14	16/18	20/22	24/26	28/30
Bust	32-34	35-36	37-38	39-41	42-44	45-47	48-51	52-55